

eduroam on Android devices with username/password

Stand: b'28. November 2025'

1 Four-step quick guide

- You already have configured eduroam on your device? Delete the configuration.
- Install [geteduroam](#) from Google Play.
- Run the app and follow its instructions.
- If the wifi eduroam does not work, please delete all profiles “hu eduroam” in your wifi settings and run the app again.

2 Preface

This guide was created and tested with a Pixel 6a running Android 15. It should work with any Android device (with Android 8 or higher).

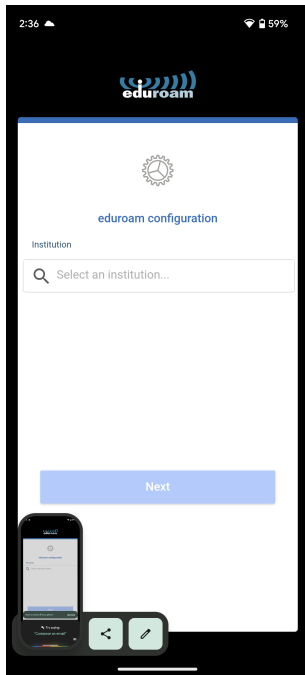
If you're using an older version of Android or you don't use Google Play, you will find more ways to set up at <https://cat.eduroam.org/>.

If you still have installed the old HU-eduroam app (<2024), please uninstall it.

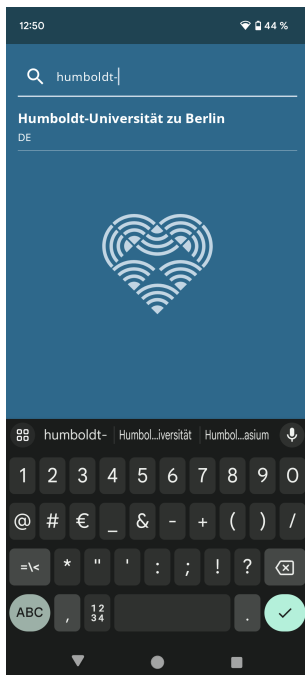
3 Installation of the *HU Berlin eduroam* app

You find the installer app on Google Play via <https://play.google.com/store/apps/details?id=app.eduroam.geteduroam>.

eduroam on Android devices with username/password



When the app is installed, please run it.
Tap on the icon with the magnifying glass.



Search for **Humboldt-Universität zu Berlin**.

Benutzerberatung

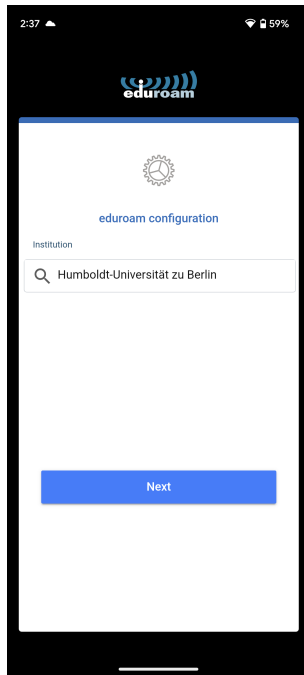
Telefon: 2093 70000

eMail: cms-benutzerberatung@hu-berlin.de

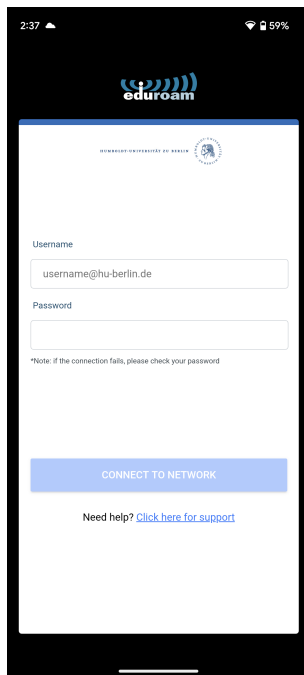
letzte Aktualisierung: b'28. November 2025'

Revision: b'e39f19b0'

eduroam on Android devices with username/password

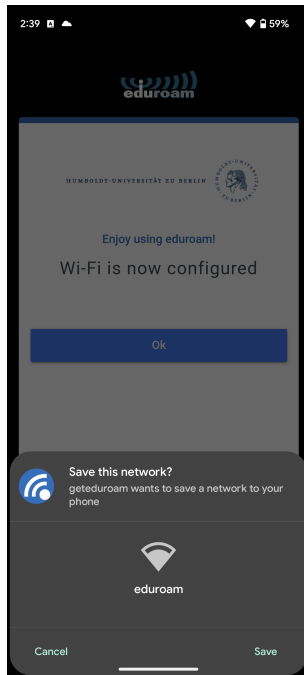


Confirm **Humboldt-Universität zu Berlin** as your institution.



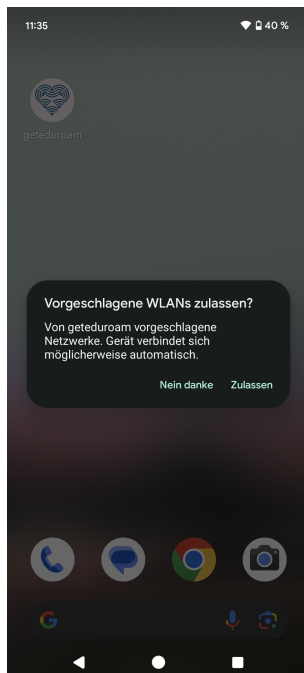
Enter your HU account followed by **@hu-berlin.de** and your password. *This is NOT the e-mail address.*
Click **Connect to Network** to continue.

eduroam on Android devices with username/password



Please confirm the prompt **Save this network?** with **Save** at the bottom right.

You can now connect to the wifi *eduroam*.

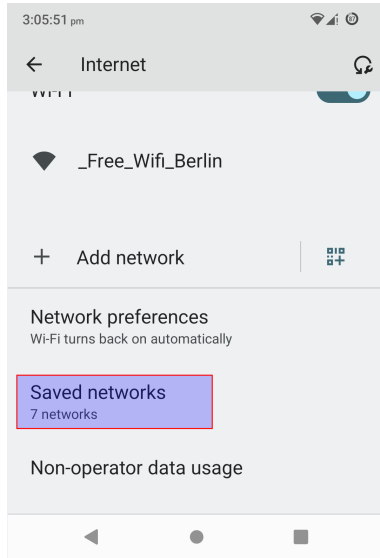


For an initial installation, after exiting the app, a **Allow Wi-Fi networks suggestions?** will appear. You can click **Allow**, but this has no effect on the already configured *eduroam* connection.

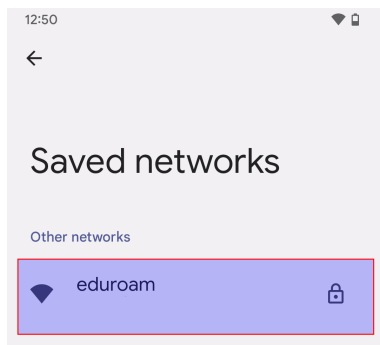
4 Handle Errors

4.1 Remove the APP and saved networks

In some cases the APP and *eduroam* wifi profiles should be removed. Only ONE existing *eduroam* profile is effective for the function!



Type **Saved Networks**.



Type on the wifi named “eduroam”.

eduroam on Android devices with username/password

Type **Forget**.

